

From September to October 2017, the Neighbourhood Plan Steering Group surveyed the households of Shenley Parish to better understand the local housing requirements. The response was excellent, with over 550 responses – roughly 25% of all the households in the parish.

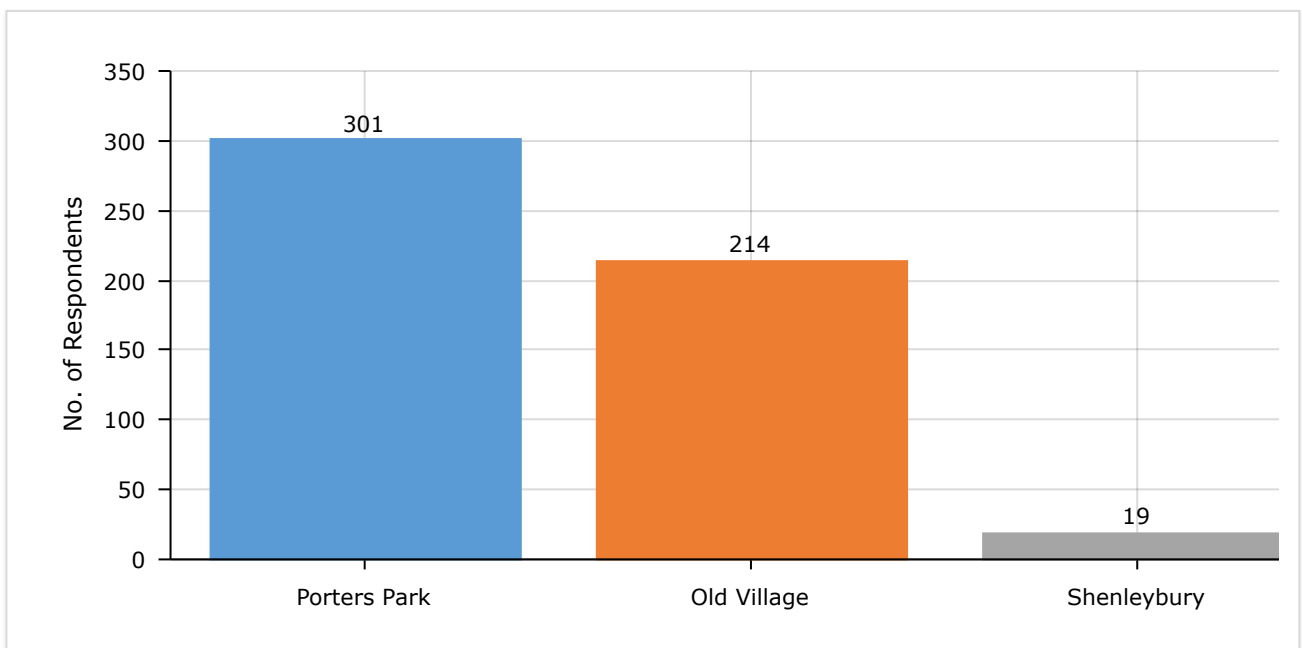
Below, you can find a basic analysis of the results of the survey.

Current Home

In this section, we asked people about the home that they and their family are currently living in.

Q1) Which road/street do you live on?

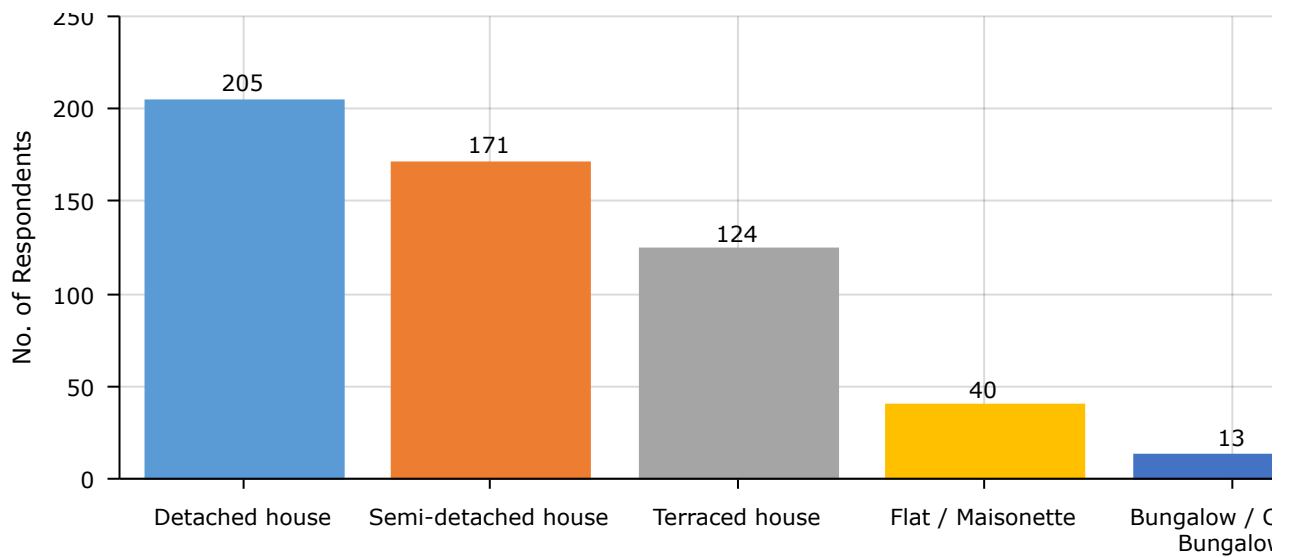
Presented as general area (Answered: 552 / Skipped: 5)



Area of Shenley	No. of Responses	% of Responses
Porters Park	301	55.13%
Old Village	214	39.19%
Shenleybury	19	3.48%
Other	10	1.83%
Outside Shenley	2	0.37%
Grand Total	546	100.00%

We use cookies to ensure that we give you the best experience on our website. If you continue to use this site we will assume that you are happy with it.

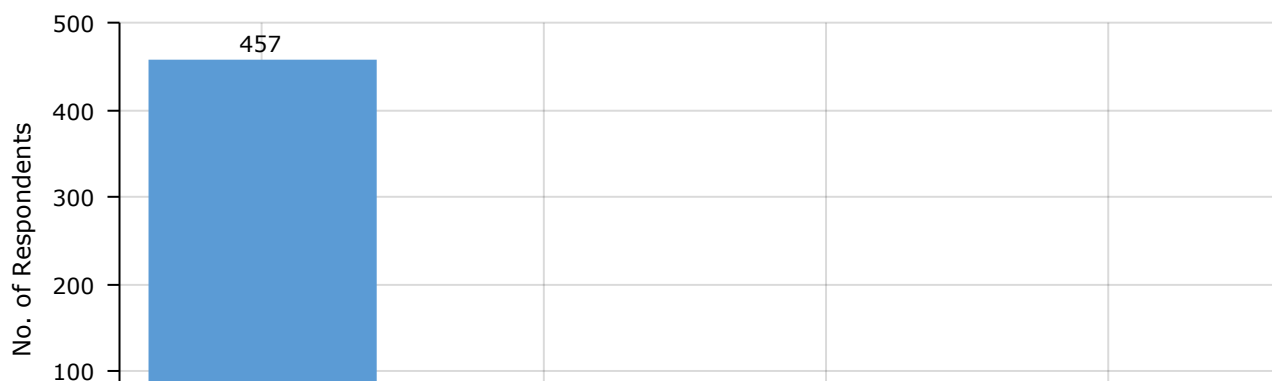
Ok



Current Building Type	No. of Responses	% of Responses
Detached house	205	36.87%
Semi-detached house	171	30.76%
Terraced house	124	22.30%
Flat / Maisonette	40	7.19%
Bungalow / Chalet bungalow	13	2.34%
Bedsit / Studio / Room only	1	0.18%
Caravan / Mobile home	1	0.18%
Link house	1	0.18%
Grand Total	556	100.00%

Q3) What type of tenancy is your current home?

(Answered: 551 / Skipped: 6)



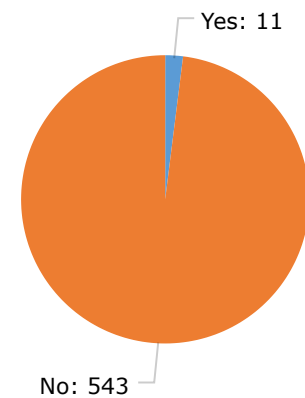
We use cookies to ensure that we give you the best experience on our website. If you continue to use this site we will assume that you are happy with it.

Ok

Current Tenancy Type	No. of Responses	% of Responses
Owner occupied	457	82.94%
Rented from council/housing association	58	10.53%
Rented from private landlord	23	4.17%
Shared ownership	9	1.63%
Rent free	2	0.36%
County Council Lease	1	0.18%
House belongs to family	1	0.18%
Grand Total	551	100.00%

Q4) Are you on the local council housing register or waiting list?

(Answered: 554 / Skipped: 3)

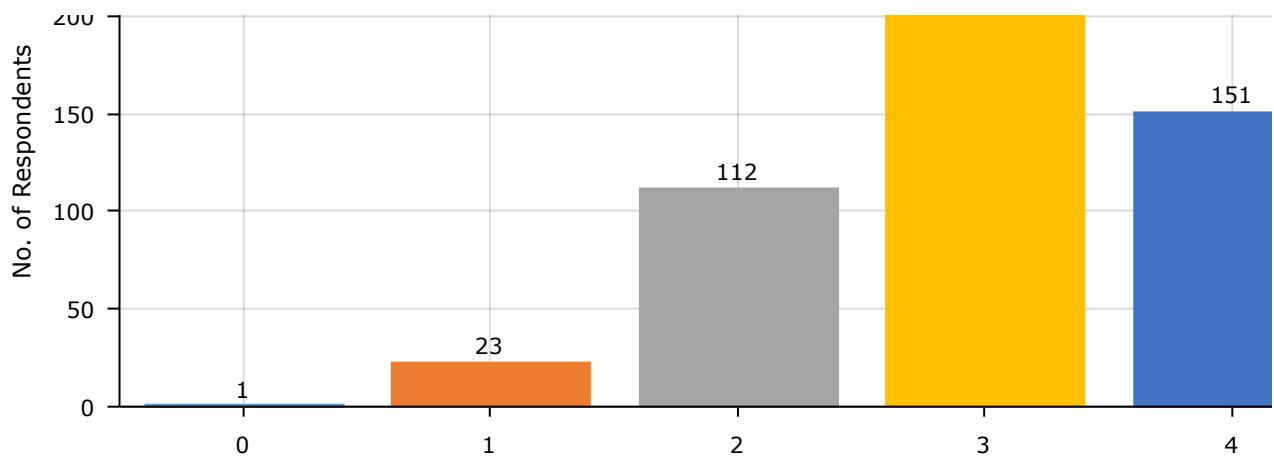


On Housing Register	No. of Responses	% of Responses
Yes	11	1.99%
No	543	98.01%
Grand Total	554	100.00%

Q5) How many bedrooms does your home currently have?

We use cookies to ensure that we give you the best experience on our website. If you continue to use this site we will assume that you are happy with it.

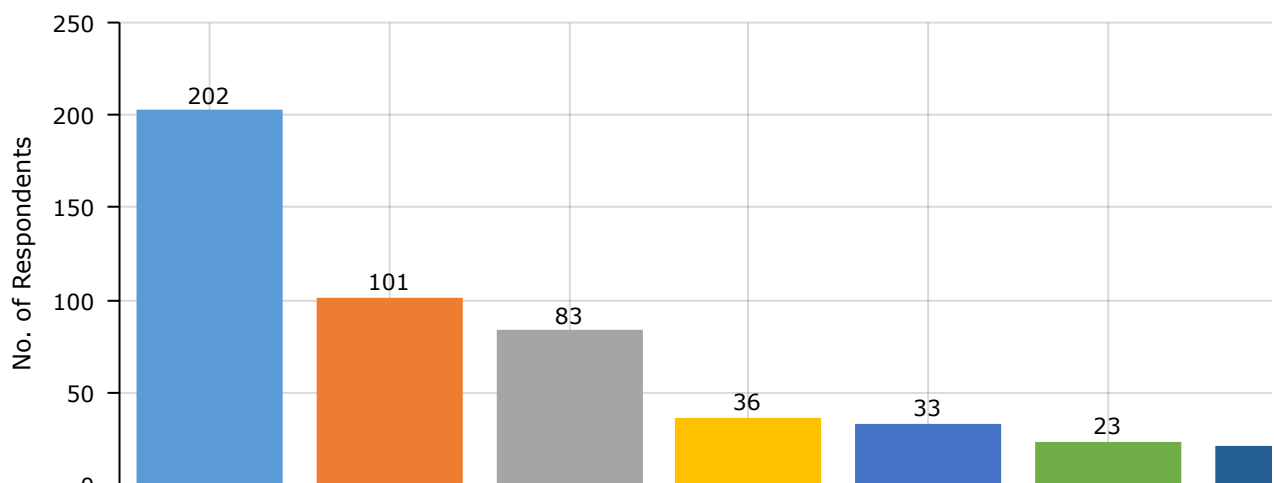
Ok



Current No. Bedrooms	No. of Responses	% of Responses
0	1	0.18%
1	23	4.15%
2	112	20.22%
3	234	42.24%
4	151	27.26%
5	29	5.23%
6	3	0.54%
10	1	0.18%
Grand Total	554	100.00%

Q6) What is the make-up of your household?

Filtered to top 10. Simplified by merging children's age groups. (Answered: 554 / Skipped: 3)



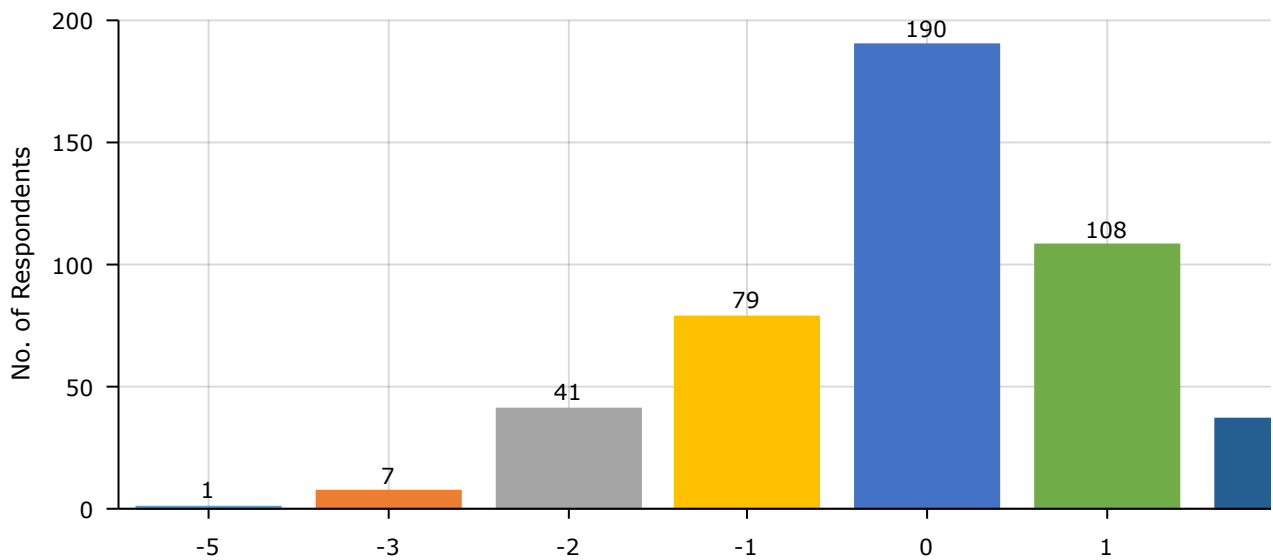
We use cookies to ensure that we give you the best experience on our website. If you continue to use this site we will assume that you are happy with it.

Ok

Household Make-up	No. of Responses	% of Responses
Adults: 2, Children: 0	202	36.46%
Adults: 1, Children: 0	101	18.23%
Adults: 2, Children: 2	83	14.98%
Adults: 3, Children: 0	36	6.50%
Adults: 2, Children: 1	33	5.96%
Adults: 4, Children: 0	23	4.15%
Adults: 2, Children: 3	21	3.79%
Adults: 1, Children: 1	11	1.99%
Adults: 3, Children: 1	10	1.81%
Adults: 1, Children: 2	10	1.81%
Other	24	4.33%
Total	554	100.00%

Q7) What vehicles and parking do you have at your home?

Shown as number of spare parking spaces in a household (Answered: 484 / Skipped: 73)



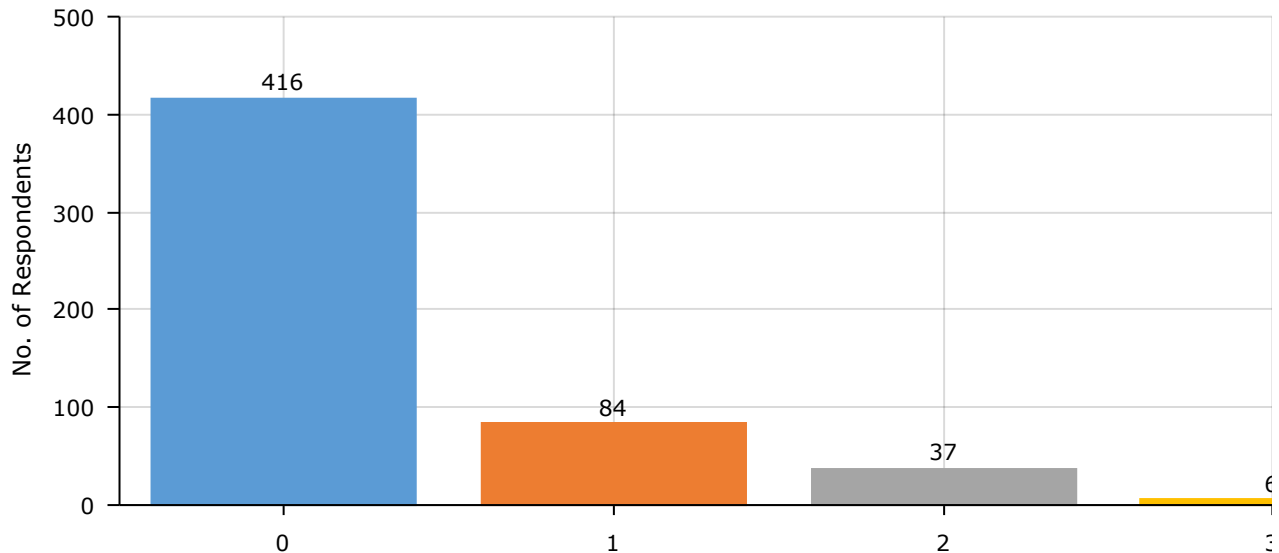
Total households who answered vehicles AND parking questions	484
Total current spare parking spaces from those households	77
Average current spare parking spaces per household	0.16

We use cookies to ensure that we give you the best experience on our website. If you continue to use this site we will assume that you are happy with it.

Ok

Q8) How many adults in your household cycle regularly?

(Answered: 548 / Skipped: 9)



Number of Adult Cyclists	No. of Responses	% of Responses
0	416	75.91%
1	84	15.33%
2	37	6.75%
3	6	1.09%
4	4	0.73%
8	1	0.18%
Grand Total	548	100.00%

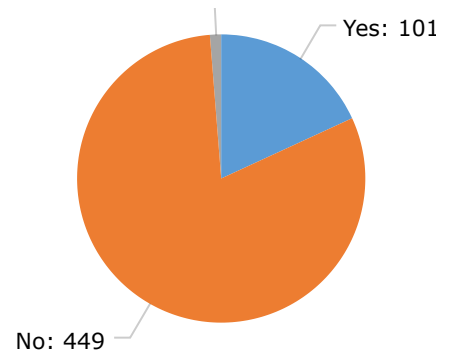
Moving Home

In this section, we asked if people are planning to move home and, if so, what they would need from a new home.

Q9) Are you planning to move from your current home in the next two years?

We use cookies to ensure that we give you the best experience on our website. If you continue to use this site we will assume that you are happy with it.

Ok

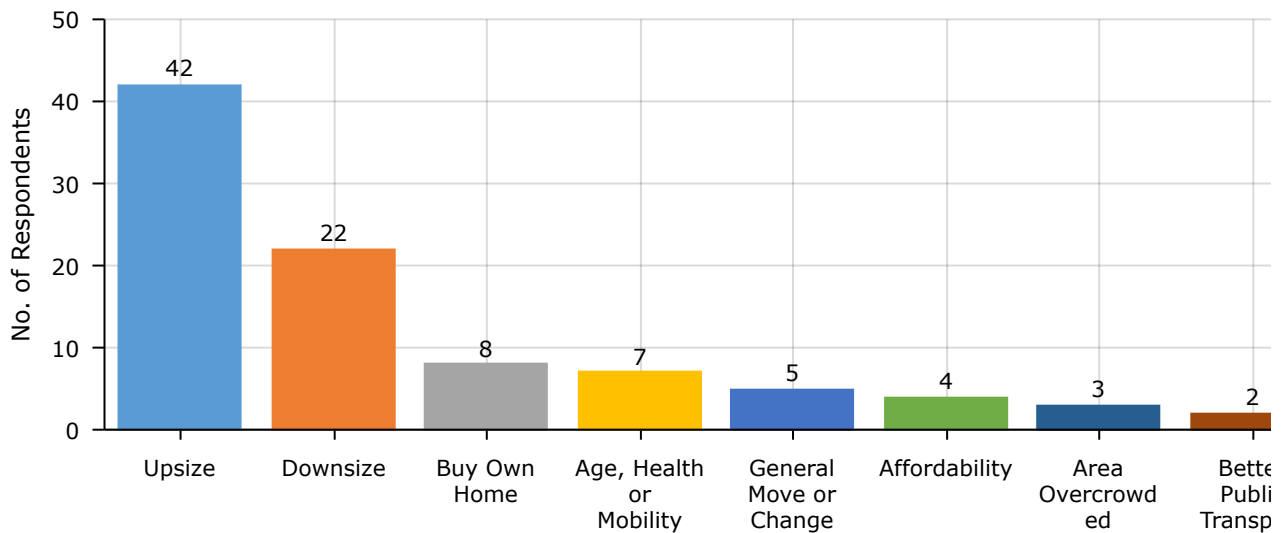


Planning to Move in 2 years	No. of Responses	% of Responses
Yes	101	18.13%
No	449	80.61%
Unknown	7	1.26%
Grand Total	557	100.00%

Note: The remaining questions were only answered by those wishing to move (and some Unknown)

Q10) Why do you wish to move?

(Answered: 99 / Skipped: 9 (458))



Reasons for Moving	No. of Responses	% of Responses
Upsize	42	42.42%
Downsize	22	22.22%
Buy Own Home	8	8.08%
Age, Health or Mobility	7	7.07%
General Move or Change	5	5.05%
Affordability	4	4.04%
Area Overcrowded	3	3.03%
Better Public Transport	2	2.02%

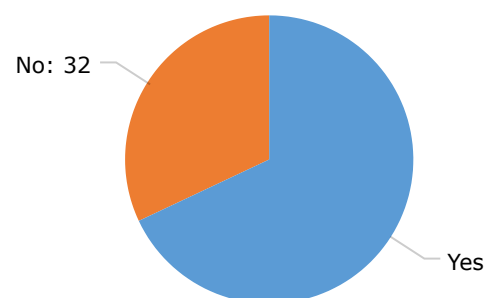
We use cookies to ensure that we give you the best experience on our website. If you continue to use this site we will assume that you are happy with it.

Ok

Reasons for Moving	No. of Responses	% of Responses
Age, Health or Mobility	7	7.07%
General Move or Change	5	5.05%
Affordability	4	4.04%
Area Overcrowded	3	3.03%
Better Public Transport	2	2.02%
Issues with Property or Neighbours	2	2.02%
Better or Nearer Schools	1	1.01%
Split Household	1	1.01%
Marriage, Cohabiting or Separation	1	1.01%
Self Build	1	1.01%
Grand Total	99	100.00%

Q11) Do you wish to remain in Shenley?

(Answered: 100 / Skipped: 8 (457))

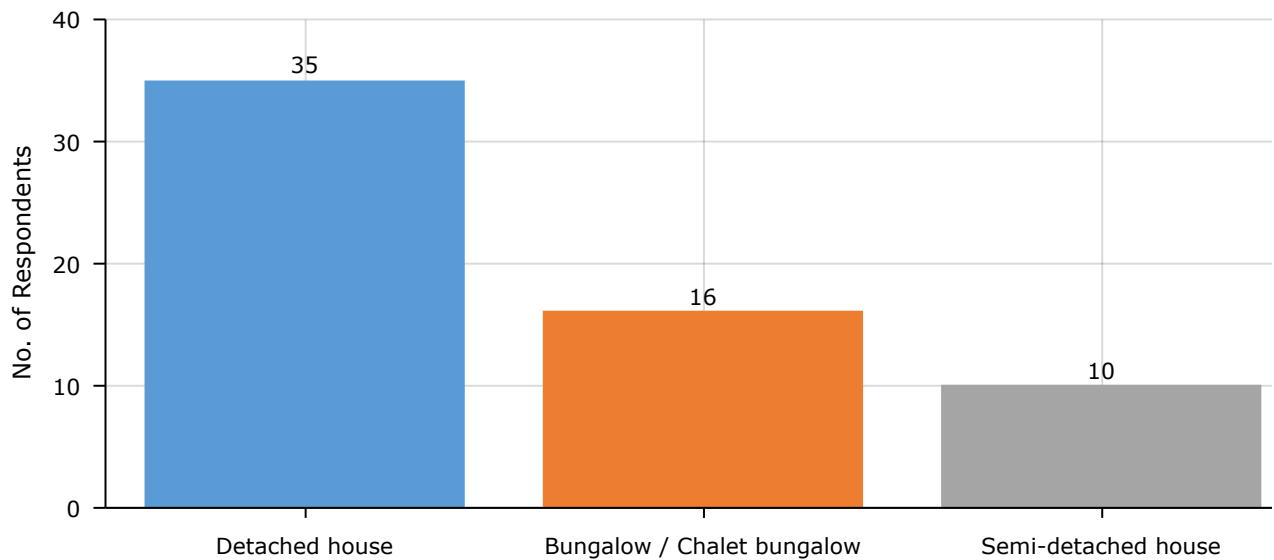


Do You Wish To Remain in Shenley?	No. of Responses	% of Responses
Yes	68	68.00%
No	32	32.00%
Grand Total	100	100.00%

We use cookies to ensure that we give you the best experience on our website. If you continue to use this site we will assume that you are happy with it.

Ok

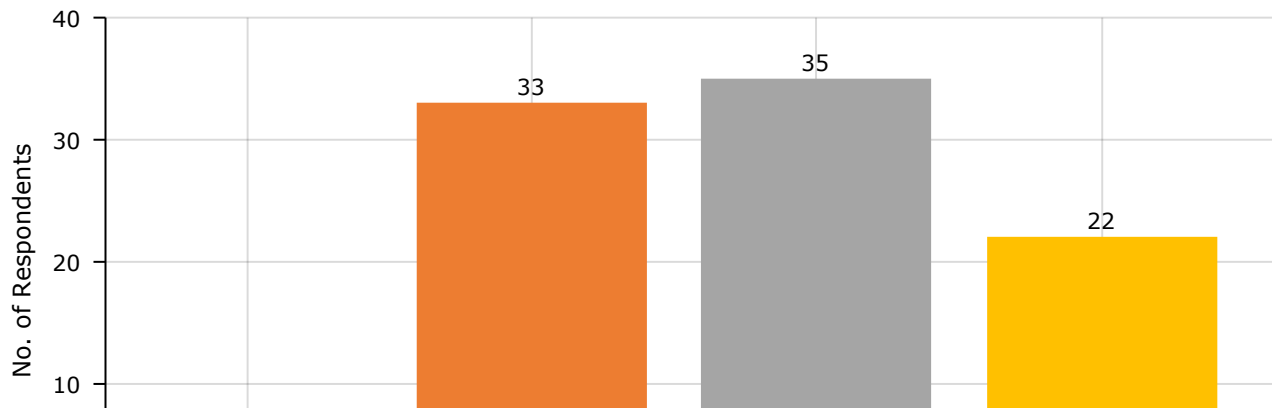
(Answered: 68 / Skipped: 40 (489))



Type of Building	No. of Responses	% of Responses
Detached house	35	51.47%
Bungalow / Chalet bungalow	16	23.53%
Semi-detached house	10	14.71%
Terraced house	6	8.82%
Caravan / Mobile home	1	1.47%
Grand Total	68	100.00%

Q13) How many bedrooms does the new home need to have as a minimum?

(Answered: 103 / Skipped: 5 (454))



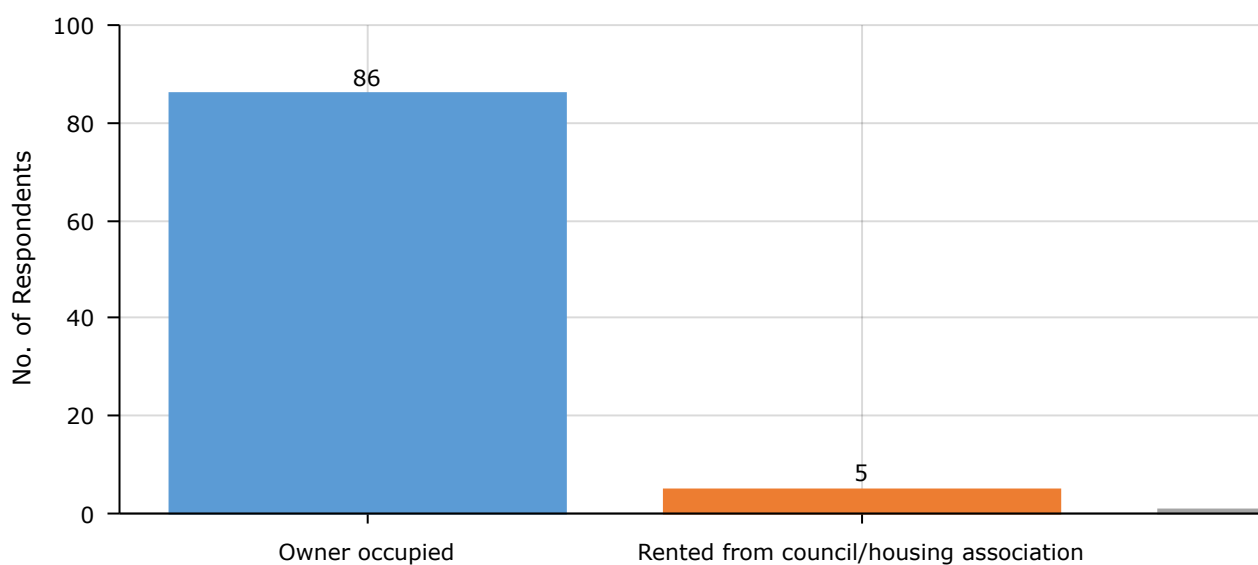
We use cookies to ensure that we give you the best experience on our website. If you continue to use this site we will assume that you are happy with it.

Ok

No. of Bedrooms	No. of Responses	% of Responses
1	5	4.85%
2	33	32.04%
3	35	33.98%
4	22	21.36%
5	6	5.83%
6	1	0.97%
7	1	0.97%
Grand Total	103	100.00%

Q14) What type of tenancy will you be looking for?

(Answered: 93 / Skipped: 15 (464))



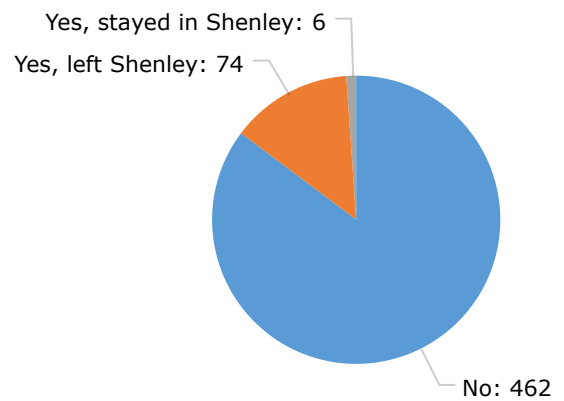
No. of Bedrooms	No. of Responses	% of Responses
Owner occupied	86	92.47%
Rented from council/housing association	5	5.38%
Self-build	1	1.08%
Sheltered housing	1	1.08%
Grand Total	93	100.00%

We use cookies to ensure that we give you the best experience on our website. If you continue to use this site we will assume that you are happy with it.

Ok

Q15) Has anyone in your family left home in the last five years?

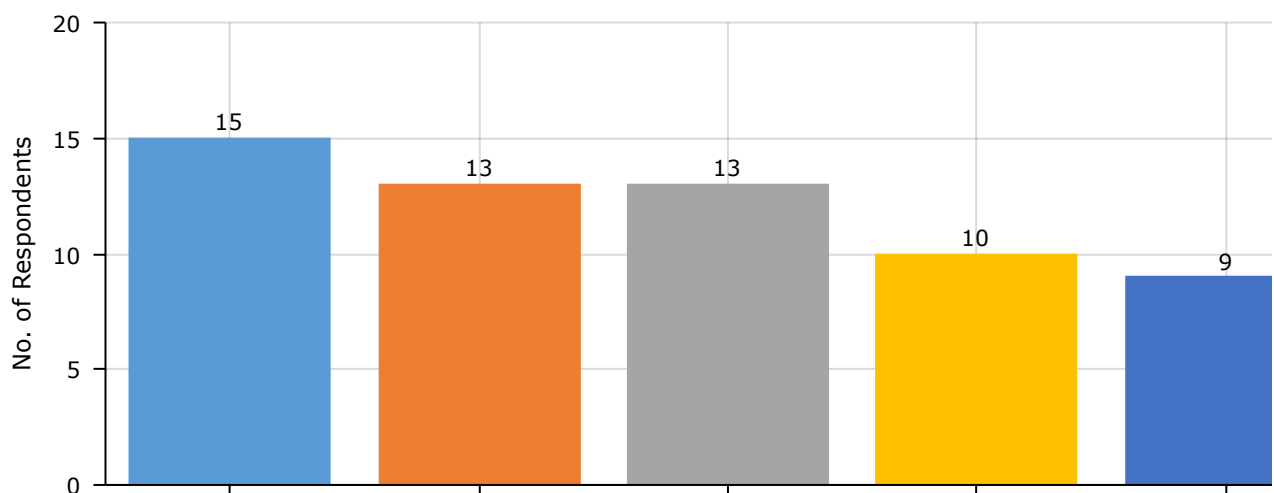
(Answered: 542 / Skipped: 15)



Has Anyone Left Shenley?	No. of Responses	% of Responses
No	462	85.24%
Yes, left Shenley	74	13.65%
Yes, stayed in Shenley	6	1.11%
Grand Total	542	100.00%

Q15a) Why did they leave Shenley?

Only answered by those who answered "Yes, left Shenley" (Answered: 68 / Skipped: 6 (489))



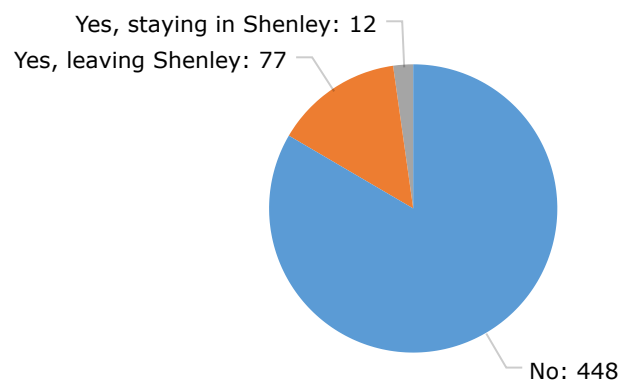
We use cookies to ensure that we give you the best experience on our website. If you continue to use this site we will assume that you are happy with it.

Ok

Why Did They Leave Shenley?	No. of Responses	% of Responses
Marriage, Cohabiting or Separation	15	22.06%
University or Studying	13	19.12%
Affordability	13	19.12%
Work Location	10	14.71%
General Move or Change	9	13.24%
Death	5	7.35%
Buy Own Home	2	2.94%
Age, Health or Mobility	1	1.47%
Grand Total	68	100.00%

Q16) Is anyone in your family planning to leave home in the next five years?

(Answered: 537 / Skipped: 20)

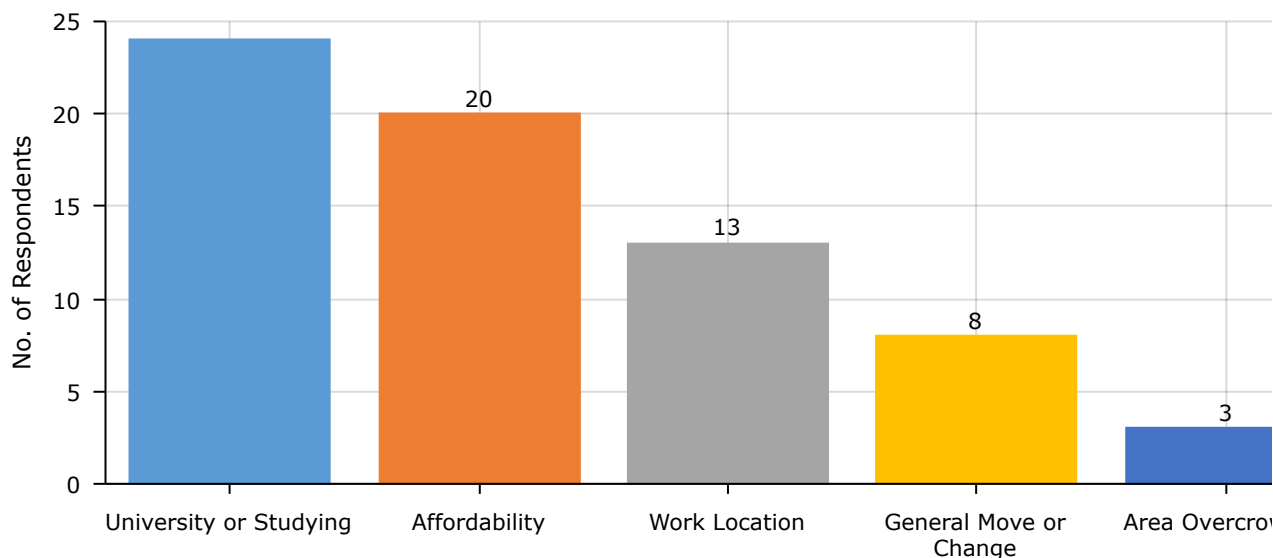


Is Anyone Leaving Shenley	No. of Responses	% of Responses
No	448	83.43%
Yes, leaving Shenley	77	14.34%
Yes, staying in Shenley	12	2.23%
Grand Total	537	100.00%

We use cookies to ensure that we give you the best experience on our website. If you continue to use this site we will assume that you are happy with it.

Ok

Only answered by those who answered “Yes, leaving Shenley” (Answered: 74 / Skipped: 3 (483))



Why Are They Leaving Shenley?	No. of Responses	% of Responses
University or Studying	24	32.43%
Affordability	20	27.03%
Work Location	13	17.57%
General Move or Change	8	10.81%
Area Overcrowded	3	4.05%
Age, Health or Mobility	2	2.70%
Buy Own Home	2	2.70%
Better Public Transport	2	2.70%
Grand Total	74	100.00%

Accessibility and Services

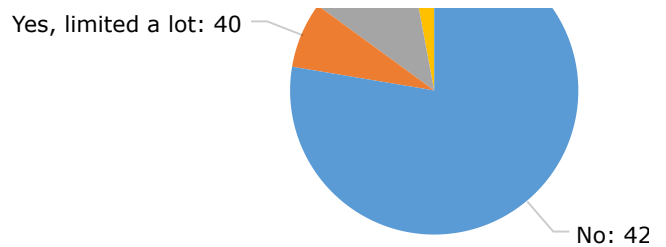
In this section, we asked about accessibility requirements.

Q17) Are you or any member of your household’s day-to-day activities limited because of a long-term health problem, which has lasted, or is expected to last, at least 12 months?

Note: 16 skipped and 16 said preferred not to answer – 32 total (Answered: 541 / Skipped: 16)

We use cookies to ensure that we give you the best experience on our website. If you continue to use this site we will assume that you are happy with it.

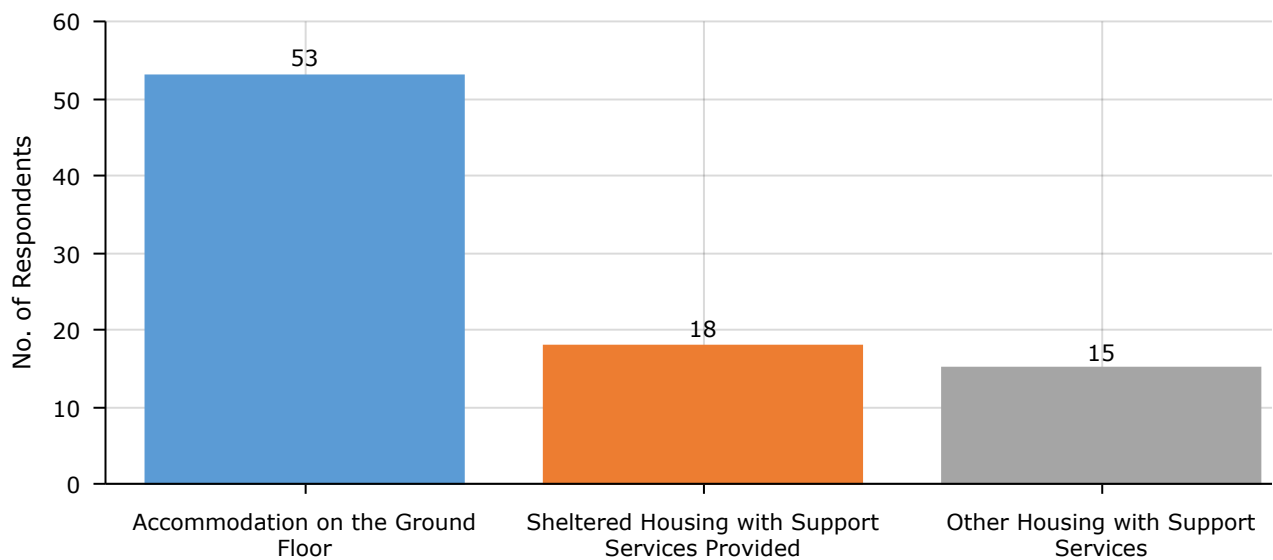
Ok



Are Any Member of Household's Day-To-Day Activities Limited?	No. of Responses	% of Responses
No	420	77.63%
Yes, limited a lot	40	7.39%
Yes, limited a little	65	12.01%
Prefer not to say	16	2.96%
Grand Total	541	100.00%

Q18) Do you or any member of your household, require any of the following now, or are you likely to require them in the next five to ten years?

(Answered: 84 / Skipped: 473)



Requirements

No. of Responses

We use cookies to ensure that we give you the best experience on our website. If you continue to use this site we will assume that you are happy with it.

Ok

Requirements	No. of Responses
Residential Care Provided	18
Other Requirement	9
Total households with any of the above requirements	84

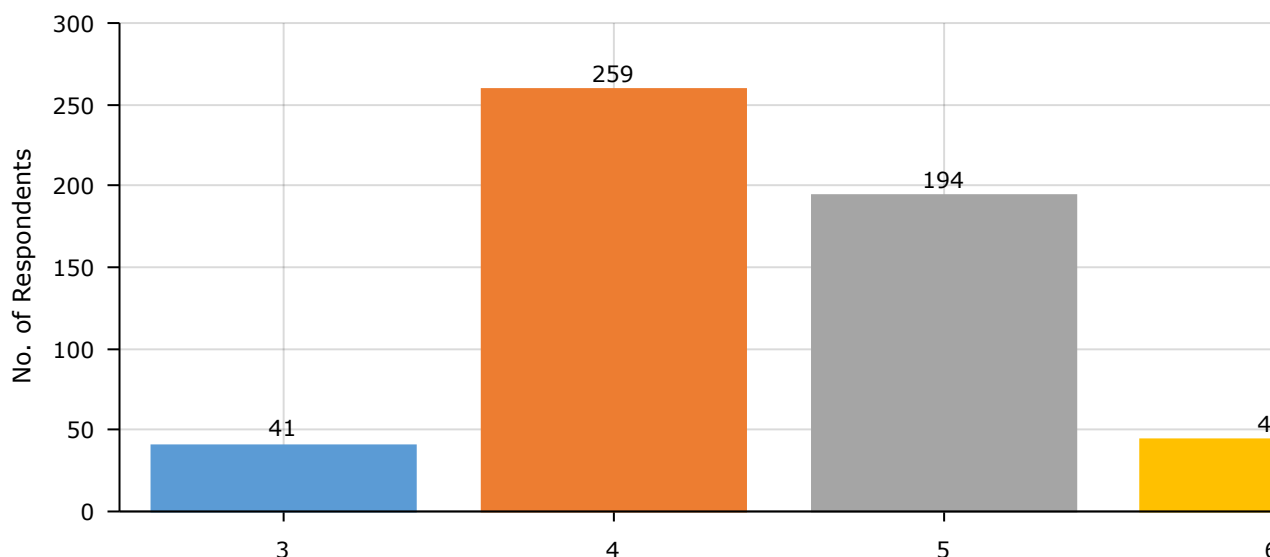
Households that commented only to say "Who knows?" or similar: 51

And finally...

In this section, we asked a few final questions about housing in Shenley.

Q19) What is your definition of a large home?

(Answered: 540 / Skipped: 17)

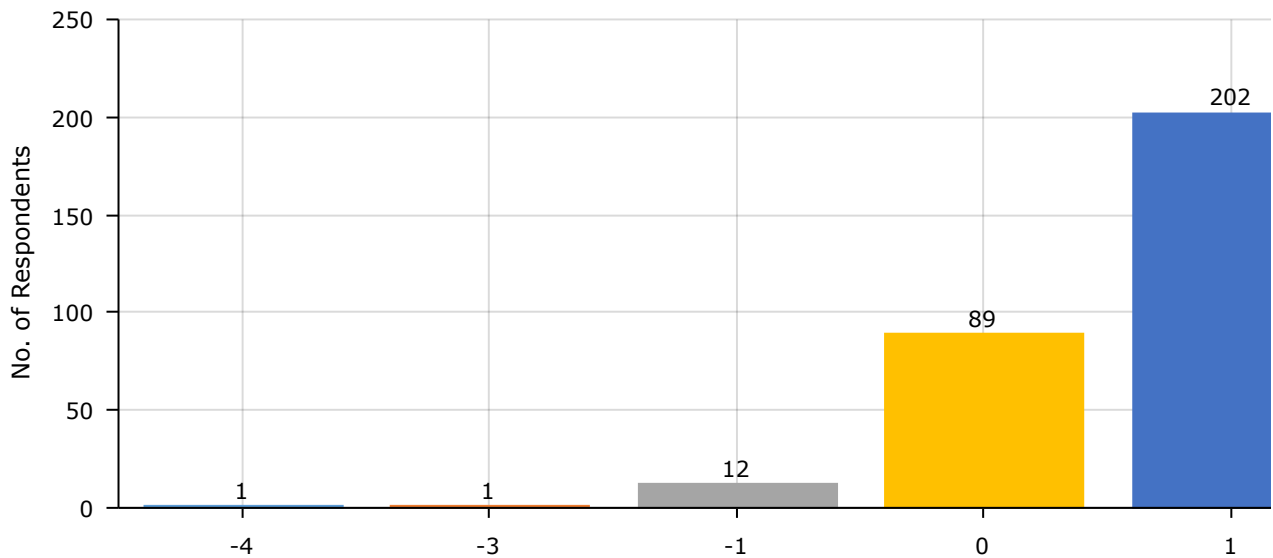


What is the Min. No. of Bedrooms in a "Large Home"?	No. of Responses	% of Responses
3	41	7.59%
4	259	47.96%
5	194	35.93%
6	44	8.15%
7	1	0.19%
8	1	0.19%
Grand Total	540	100.00%

We use cookies to ensure that we give you the best experience on our website. If you continue to use this site we will assume that you are happy with it.

Ok

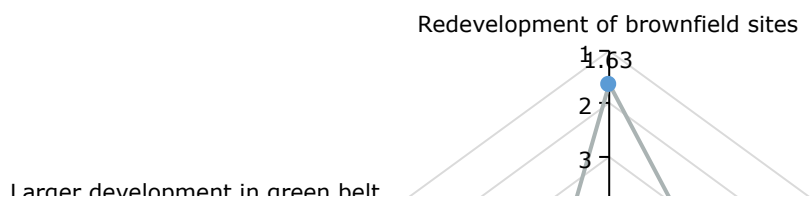
Calculated by subtracting Q2 from Q19 (Answered: 538 / Skipped: 19)



Difference between "Large Home" and current home	No. of Responses	% of Responses
-4	1	0.19%
-3	1	0.19%
-1	12	2.23%
0	89	16.54%
1	202	37.55%
2	166	30.86%
3	56	10.41%
4	11	2.04%
Grand Total	538	100.00%

Q20) If, in the future, the local authority require us to plan for new homes in Shenley, what would you find most acceptable?

Average acceptability score (1 = most acceptable, 5 = least acceptable) (Answered: 318 / Skipped: 239)



We use cookies to ensure that we give you the best experience on our website. If you continue to use this site we will assume that you are happy with it.

Ok

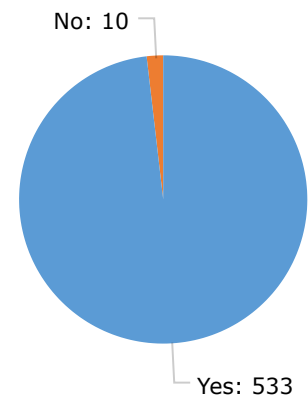
Types of Development	Average Rating
Redevelopment of brownfield sites	1.63
Development of small green belt sites near existing housing	3.40
Infilling	3.24
Redevelopment of larger properties into smaller ones	2.63
Larger development in green belt	4.07

Note: A lower rating means a more acceptable type of development

Many paper responses to Q20 did not correctly rank all options, so had to be excluded from the above

Q21) Do we need to retain the green nature of the village and the surrounding Green Belt area?

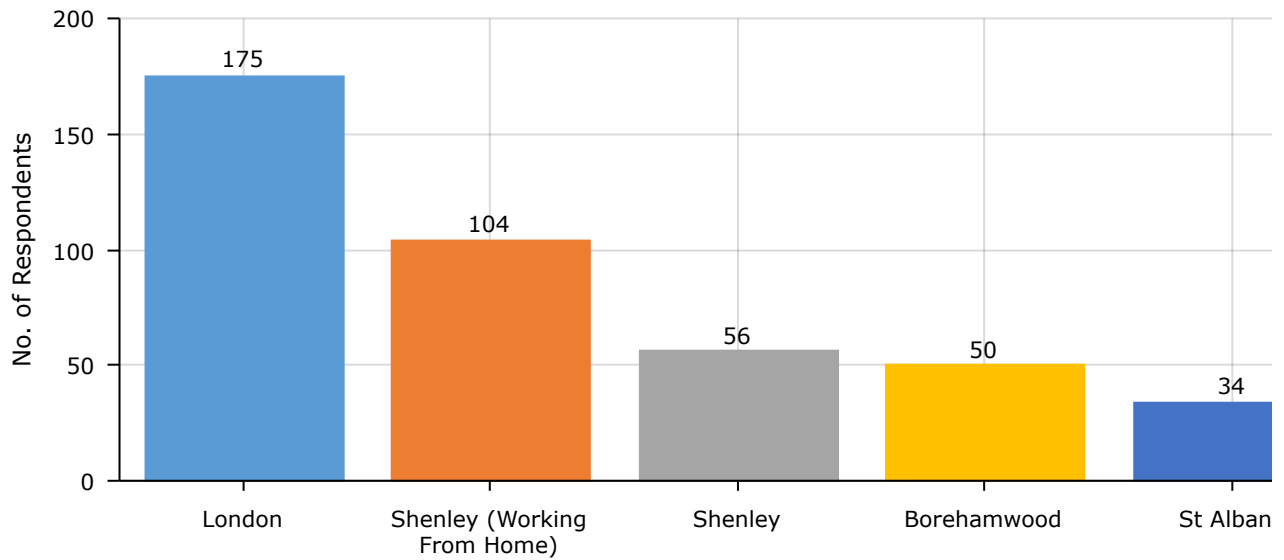
(Answered: 543 / Skipped: 14)



Do We Need to Retain the Green Nature of the Village?	No. of Responses	% of Responses
Yes	533	98.16%
No	10	1.84%
Grand Total	543	100.00%

We use cookies to ensure that we give you the best experience on our website. If you continue to use this site we will assume that you are happy with it.

Ok

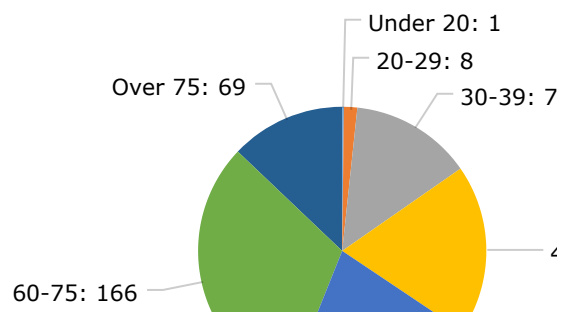


Location of Work	No. of Responses
London	175
Shenley (Working From Home)	104
Shenley	56
Borehamwood	50
St Albans	34
Radlett	33
Watford	33
Elsewhere	158

Households that wrote "Retired" for this question: 110

Q23) Which age group do you belong to?

(Answered: 535 / Skipped: 22)



We use cookies to ensure that we give you the best experience on our website. If you continue to use this site we will assume that you are happy with it.

Ok

Which Age Group Do You Belong To?	No. of Responses	% of Responses
Under 20	1	0.19%
20-29	8	1.50%
30-39	73	13.64%
40-49	102	19.07%
50-59	116	21.68%
60-75	166	31.03%
Over 75	69	12.90%
Grand Total	535	100.00%

24) If you have any other comments about Housing & Development in Shenley, please add them here.

Please see the separate [comments page](#).

[Return to the questionnaires list](#)

© Shenley Parish

A SiteOrigin Theme

We use cookies to ensure that we give you the best experience on our website. If you continue to use this site we will assume that you are happy with it.

Ok